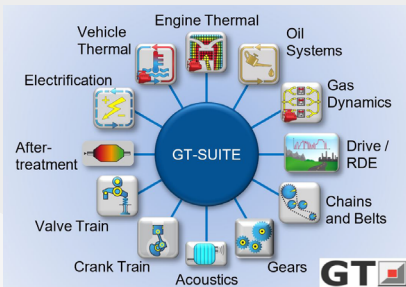
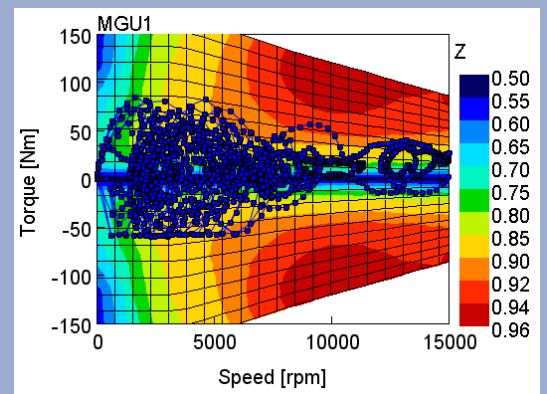
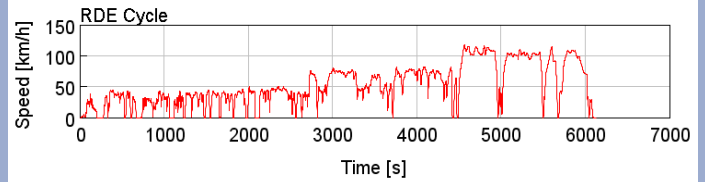
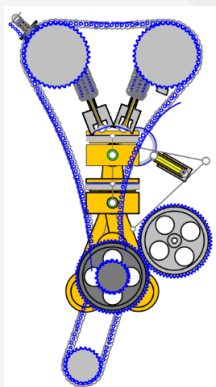


MAHLE Powertrain 1D Analysis

- > Flexible simulation capability
- Rapid model creation & correlation
- Specification & optimisation



>> GT-SUITE applications



>> MPT 1.5L I3 simulation

1D Simulation Capability

1D simulation is the use of physics equations and empirical data to model the dynamics and integration of many parts within complex systems.

MAHLE Powertrain has vast experience of 1D simulation using GT-SUITE software. This allows for a first principals approach to any engineering problem. Rapidly generated models can be readily populated with data from our test cells and data bases before the specialist correlation and optimisation processes can begin.

Traditional Engine & Powertrain Simulation

- Mechanical Simulation
 - › Crankshafts, chains, belts, gears, pumps, lubrication
 - › Complete hybrid powertrain vibration analysis
- GT-POWER Engine Simulation
 - › Hardware selection & optimisation
 - › Novel technologies & combustion processes

MAHLE Powertrain Ltd
Costin House
St James Mill Road
Northampton
NN5 5TZ
Tel: +44 (0)1604 738 000

MAHLE Powertrain LLC
14900 Galleon Court
Plymouth
Michigan 48170
USA
Tel: 001 734 738-52 01

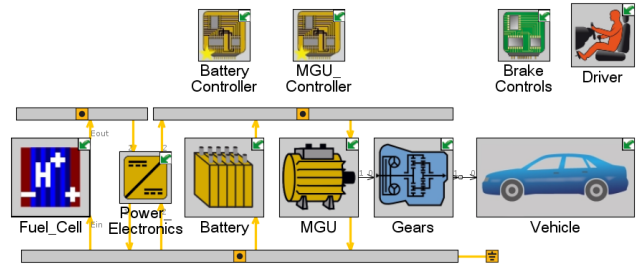
MAHLE Powertrain GmbH
Einsteinring 5
85609 Aschheim
Germany
Tel: +49 89 96 29 15-0

MAHLE ZG Transmissions
Georg-Kollmannsberger-Straße
3 85386 Eching
Germany
Tel. +49 89 18 94 169-0

MAHLE Powertrain 1D Analysis

Fuel Cell & xEV Simulation

- Optimisation of fuel cell size
- Analysis of fuel cell architecture concepts
- Hydrogen and air flow system modelling
 - › Tank filling
 - › Compression system dynamics
- Hybrid strategy development
 - › Energy development
 - › Automated optimisation techniques
- Full vehicle drive cycle simulation



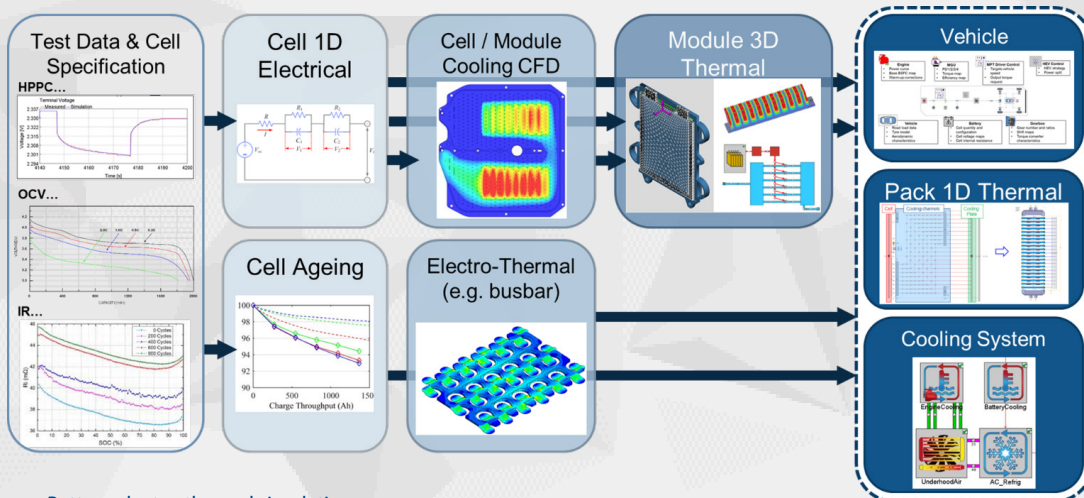
>> Fuel cell and vehicle simulation

Battery Simulation

- Cell selection, pack sizing & cooling definition
- Electrical model creation from cell data
- FE-mesh to 1D cell thermal model progression
- Thermal inputs from CFD (e.g. cooling plate)
- Linked into vehicle system (powertrain for energy demand, cooling system for thermal regulation) and optimised over drive cycles

Software, Tools & Services

- Flexible vehicle co-simulation environment
- Any sub-system models can be linked in
 - › Thermal, controls, emissions models etc.
- Sub-system specification and operating strategy optimisation over drive cycles
- Virtual calibration and testing, SiL and HiL
- Tailored RDE drive cycle generation



>> Battery electro-thermal simulation

MAHLE Powertrain Ltd
13.210-877
Jundiaí / São Paulo
Brazil
Tel. +55 11 4589-0400

MAHLE Automotive Technologies
No. 1299 Huan Cheng Bei Road, Fengpu Industrial Park 201
401 Shanghai, Fengxian District
China
Tel. +86 21 5136-0595

MAHLE product information 12/2021

www.mahle-powertrain.com